



I DIDN'T SEE THAT COMING!

WHAT TO DO WHEN THINGS GO SIDEWAYS


Joy Stortvedt

Iowa Museums, Archives & Libraries Emergency
Response Team (IMALERT)



Overview

- What is IMALERT?
- What to do NOW – Disaster Plan
- What to do THEN – When Disaster Strikes
- What to do AFTER – Lessons Learned



WHAT IS IMALERT?

Iowa Museums, Archives & Libraries Emergency Response Team

Where Did It Come From?


- Created in 2014 in the wake of the 2008 Iowa City Flood
- Funded through grants and the Iowa Conservation and Preservation Consortium
- Staffed by trained volunteers

What does IMALERT do?

- Advice or On-site aid during disaster
- Damage assessment to collection materials
- Recommendations for recovery
- Aid in navigating salvage and drying processes
- Demonstration of salvage techniques or help organizing salvage operations.

IMALERT HOTLINE:

319-384-3673




WHAT TO DO NOW

Disaster Planning

The Most Important Step: Prioritizing Your Collection

- What is IRREPLACEABLE?
- What is WORTH IT?
- What can you do to protect it now?





WHAT TO DO THEN

When Disaster Strikes

Call IMALERT



- DON'T PANIC
- Make sure the environment is safe.
- Gather what information you have.
- Grab your disaster plan.
- Call the hotline for help.

What to Do When You Can Get In

- Take Pictures
- Make Notes – What is damaged? How Many?
- Get together with stakeholders and make a plan



Triage

- What items are priority?
- What items can be saved easily now (but not later)?
- What items have minimal damage?
- What items won't be damaged by waiting?
- What items can be easily replaced?
- What items will be difficult to save?



Light Water Damage on Books

- Interleave with paper towels
- Use fans & moving air to dry
- Move around throughout the drying process



Heavy Water Damage on Books

- Freeze immediately
- Contact a freeze drying contractor to freeze dry
- Do not freeze items with shiny/photographic pages



Water Damage on DVDs

- Light water damage, take out papers to dry
- Heavy water damage, throw papers away and print new
- Dry discs gently with a soft cloth
- Dry Cases with paper towels inside and out and allow to air dry



Water Damage to Computers & Electronic Equipment

- Unplug Immediately
- Allow to dry completely
- Blow air on inside to make sure all water/dirt is off
- If you are not 100% sure, take it to a professional



Water Damage to Wood and Upholstered Furniture


- Remove from water
- Pat dry with towels
- Allow to air dry
- You will probably need professional cleaning for upholstery for heavy damage



Other Types of Collections



- Get a Salvage Wheel!
- From the American Institute of Conservation
- <https://tinyurl.com/3m3yzwuk>



WHAT TO DO AFTER

Lessons Learned

Evaluate

- What worked well?
- What didn't?
- What can be improved next time?
- Write it into your disaster plan.



Share

- Consider sharing your lessons learned at a conference or online session
- Consider writing a Listserv post or article for the Catalyst
- Consider joining IMALERT: imalert.iowa@gmail.com



WHO you gonna call?

319-384-3673